

MECHANICAL TRANSPLANTER CO. MODEL 803-2-5000



OE 84 4x4 Fertilizer Attachment:

- 300 lb. poly hoppers
- Auger delivery system
- Disc openers on both sides of row
- Positive gauge wheel drive system



Model 5000 Units


- Six cup high speed planting units
- Adjustable shoe for varied cell sizes
- Easy depth adjustment
- Patented ski packing system
- Exclusive patented kicker design

Heavy Duty 803 Trailer

- Upright tank for better sight lines around tank
- 3-Point Hitch for precise planter adjustments
- Adjustable axles
- Telescoping Tongue
- Optional shelves for both sides of tank



Elizabeth City 252-264-2400 Wilson 252-237-0006



Model 6000
Carrousel transplanter shown with optional 4 tray carrousel and cushion seat.



2 Row Model 6000 Complete two-row with optional fertilizer hoppers. Shown with optional 6-tray carrouseles and cushion seats.



Fertilizer Side Dressers - 1 to 4 rows

- * Adjustable rates from 66-875 lbs. per acre
- * 300 lb. Poly Hoppers
- * Gauge Wheel Drive System
- * Custom configurations available
- * Optional disc openers, knife openers and cultivators available




Elizabeth City (252)264-2400
Wilson (252)237-0006
www.bandsent.com



MECHANICAL TRANSPLANTER CO.

Cell-Type Carrousel Transplanters & Fertilizer Side



Model 5500

- Fast and compact (42" long)
- * Smooth packing ski system
- Easy crank adjustment for depth
- * Row width as close as 12"
- * Adjustable shoe for different size cell

*Shown with optional cushion seat.
Requires OE 90 Gauge Wheel Drive System.*



Model 5500W uses packing wheels for use in cloddy, river bottom or muck soil conditions. Requires OE 90 Gauge Wheel Drive System.

Shown with optional cushion seat and #5601 4-Tray carrousel for plastic trays.




Model 5500WD B-3

Each row has its own Direct Drive System which firms the soil ahead of the planter. *Shown as a complete one row package with 55 gallon barrel, optional cushion seat and 5600 4 tray carrousel styrofoam tray holder.*




Our EZ 17 Direct Drive System changes spacing on all units at once from one location. It uses roller chain and quick change sprockets, allowing 17 different spacing choices from 5-1/2 - 26". Other sprocket arrangements are available for spacing up to 48".



Direct Drive System is shown without guard. All chain guards must be in place before

The Model 5000 packing ski creates a smooth tight pack.



2 Row Model 5000

Shown planting broccoli with 4x7 toolbar, 3-Point A-Frame Hitch, OE 90 Gauge Wheel Drive System. Options shown include: 4-Tray carrousel for plastic trays, poly barrel, and cushion seats.



4 Row Model 5000

Complete four-row with 300# Fertilizer hoppers on front 4x7 toolbar and units on second 4x4 toolbar. Shown with optional cushion seats and 4 tray carrousel.



Model 803 4HF 5000W planting corn trials in Indiana. This pull-type 4-row is shown with two 300 gallon tanks and plastic tray carrousel. Options shown: shelves on trailer saddle sides, four drip



Model 5000WD 2 Row with optional cushion seats, 6 tray carrousel and poly double disc shoes



Model 5000WD 4 row planting celery with styrofoam trays behind self-propelled power unit



Model 5000W Four row



Model 803 2 5000WD shown with optional carrousel, shelves, cushion seats and poly double disc shoes