

Zero-Turn Mowers

YA ZTR 200 / 300 / 400



NEW!

**OWN
THE
CUT**



NEW!

THE CUTTING EDGE OF LAWN CARE

Introducing Yanmar's all-new premium line of zero-turn mowers—designed to speed through large open areas and easily maneuver around obstacles. Every model offers a true zero-turn radius, powerful Kawasaki engine, and high-quality suspension for a smooth ride.

Navigate quickly and easily without leaving uncut patches to create a professional-level lawn finish. At Yanmar, we've got your lawn needs covered.





**POWERED BY DURABLE, RELIABLE, HIGH-QUALITY
KAWASAKI ENGINES, YANMAR ZTRS ARE DESIGNED
TO TURN TRIMMING YOUR LAWN INTO A JOYRIDE.**

**Suspension seats
for max comfort**

**Powered by
Kawasaki engines**
Commercial-grade transaxles

**Professional-grade
cut quality**

200 SERIES

Ideal for landowners who want a ZTR that can easily navigate around or between obstacles, the 200 series offers reliable Kawasaki engines on highly maneuverable deck sizes. Designed with premium features and built to Yanmar's legendary standards for professional-level cuts at a price to fit your budget.



RELIABLE

23 OR 24 HP KAWASAKI ENGINE



DURABLE

7-GAUGE STEEL DECK



COMFORTABLE

SUSPENSION SEAT WITH 1.5" OF TRAVEL



200 SERIES		
MODEL NAME	YZ252	YZ260
Deck Size	52"	60"
Deck Thickness	7ga	
Transmission	HG ZT-3100 (10 cc Pump)	
Max Speed	8 MPH	
Engine	Kawasaki FS691V	Kawasaki FS730V
Engine HP	23 HP	24 HP
Fuel Capacity	5.1 gallon	
Acres/Hr	4.2 acres/hr	4.8 acres/hr
Seat Suspension	1110	
Seat Suspension Travel	1.5"	
Rear Tires	22" x 10.5-12 pneumatic	
Front Tires	13 x 6.5-6.0 semi pneumatic	
Weight	931 lbs.	952 lbs.

300 SERIES

Step up to the 300 series ZTR mowers. Designed to speed through larger lawns with ease, they feature the Kawasaki FX850V engine, known for durability, reliability, and power. Plus, they offer premium features and a more comfortable ride, reducing fatigue caused by uneven terrain.



RELIABLE

27 HP KAWASAKI FX850V



DURABLE

7-GAUGE STEEL DECK



COMFORTABLE

SUSPENSION SEAT WITH 3" OF TRAVEL



	300 SERIES	
MODEL NAME	YZ360	YZ372
Deck Size	60"	72"
Deck Thickness	7ga	
Transmission	Parker HTJ (10/12 cc pump)	
Max Speed	11 MPH	
Engine	Kawasaki FX850V	
Engine HP	27 HP	
Fuel Capacity	12.5 gallon	
Acres/Hr	6.6 acres/hr	7.9 acres/hr
Seat Suspension	I3M	
Seat Suspension Travel	3"	
Rear Tires	24" x 12-12 pneumatic	
Front Tires	15 x 6.0-6.0 semi pneumatic	
Weight	1360 lbs.	1480 lbs.

400 SERIES

For top-of-the-line ZTR performance and speed, look to the 400 series. Powered by the Kawasaki FX1000V engine, the 60" and 72" width decks reduce mowing time. And you'll be able to handle bumpy terrain and higher speeds in comfort with the premium suspension seat offering a luxury ride.



RELIABLE

35 HP KAWASAKI FX1000V



DURABLE

7-GAUGE STEEL DECK



COMFORTABLE

SUSPENSION SEAT
WITH 4" OF TRAVEL



	400 SERIES	
MODEL NAME	YZ460	YZ472
Deck Size	60"	72"
Deck Thickness	7ga	
Transmission	Parker HTG (14/16 cc pump)	
Max Speed	15 MPH	
Engine	Kawasaki FX1000V	
Engine HP	35 HP	
Fuel Capacity	12.5 gallon saddle tanks	
Acres/Hr	9.0 acres/hr	10.8 acres/hr
Seat Suspension	14M	
Seat Suspension Travel	4"	
Rear Tires	26" x 12-12 pneumatic	
Front Tires	15 x 6.0-6.0 semi pneumatic	
Weight	1487 lbs.	1580 lbs.

ACCESSORIES


Customize your ZTR with purposefully designed accessories for your every need.

Not all accessories are compatible with all models.
See your dealer for more information and product availability.

**Recommended dealer install*
†Requires additional accessory



**YZ300/400 Series
60" Bagger Kit****



ZTR 52" Deck Mulch Kit




ZTR Hitch Kit



ZTR Anti-Scalp Wheels Kit



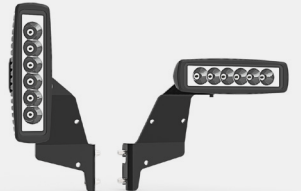
**YZ400 Series
72" Bagger Kit**†**




YZ260 60" Deck Mulch Kit



200 Series Bagger†**




200 Series Light Kit



**YZ360/460
60" Deck Mulch Kit**



300/400 Series Bagger†**



300/400 Series Light Kit



**YZ200 Series
52" Bagger Kit****



ZTR 72" Deck Mulch Kit



**ZTR Entry Assist
Handle Kit**



**YZ200 Series
60" Bagger Kit****



**ZTR 300/400 Series
Electric Deck Lift Kit***





Zero-Turn Mowers

YA ZTR 200 / 300 / 400



200 Series

4
YEAR

750 HOUR COVERAGE

LIMITED WARRANTY



300 Series

5
YEAR

1250 HOUR COVERAGE

LIMITED WARRANTY



400 Series

5
YEAR

1500 HOUR COVERAGE

LIMITED WARRANTY



YOUR PATH TO MORE WEEKEND

**Durable.
Reliable.
Exceptional.
Yanmar.**



Find your local dealer at yanmartractor.com/dealer-locations or by visiting:

YANMAR America Corporation
101 International Pkwy, Adairsville, GA 30103
770.877.9894

www.YanmarTractor.com

The information in this brochure is accurate as of the date of printing and subject to change. All rights reserved by and belong to YANMAR®. ©2026 YANMAR America Corporation. ZTR0226

YANMAR has a corporate policy of continuous product improvement and development; therefore data, specifications, and warranty are subject to change without any advance notice. There may be differences between the specifications and illustrations contained in this publication and the actual equipment. Equipment components produced by other manufacturers may be shown in photographs in this publication for the purpose of illustration only and is not intended as an endorsement of that particular equipment or its suitability. Inspect equipment before using it and be sure it is operating properly. The product depictions are not meant to be used or relied upon as a substitute for the safety and use information that is published in the respective operator's manual. Before operating a machine, read, understand, and follow all instructions of the manual and on the machine. YANMAR disclaims all representations, express or implied, or any liability from the use of this publication.

-  **YANMARTRACTORAMERICA**
-  **YANMARTRACTORSAMERICA**
-  **YANMAR-AMERICA**
-  **YANMARUSA**

